



Technical details:

- Torque: 5 Nm, 8 Nm, 16 Nm, 24 Nm
- Damper size: 1 m², 1.5 m², 3 m², 4.5 m²
- Power supply: 24 V AC/DC +/- 10 %
- Control 0-100% using: 0-10VDC, 2-10VDC, 0-20mA, 4-20mA signals or communication interface **BacNet MS-TP**
- Selectable direction of rotation
- Life cycle: 60.000
- IP Protection: IP 54
- Maintenance free

1. Operation description of the device

Modulating control actuators DM-...-1./MB/... series are used to open and close air dampers in heating and air-conditioning systems. These actuators are used to control air dampers of different sizes. Control of actuators of this series is carried out either by current or voltage signal or by communication interface in BacNet MS-TP protocol (default communication speed 9600 bps). Actuators have a changing direction of rotation switch and operating mode switch.

2. Types of actuators

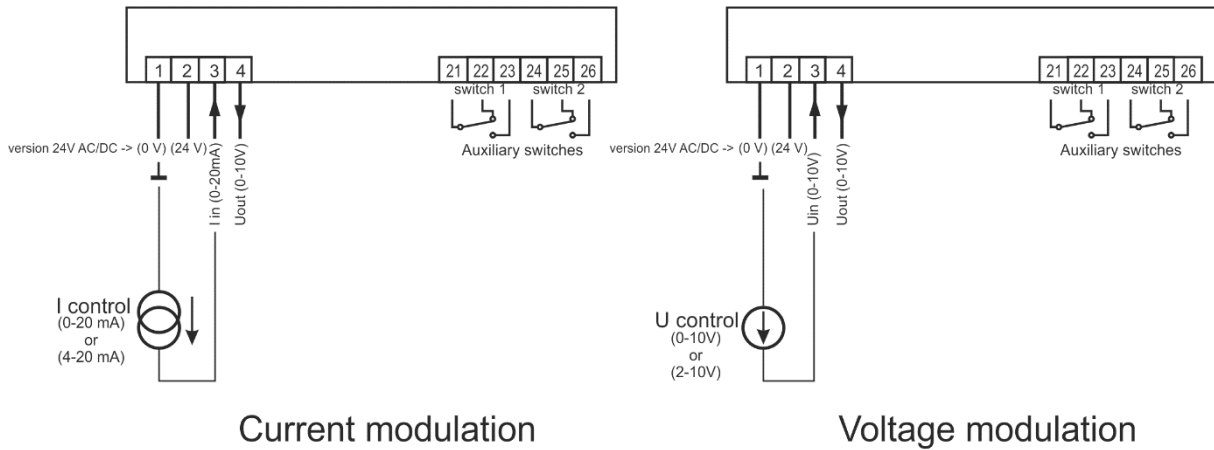
Torque	Running Time Open/Close	Power supply	Model/Type
5 Nm	30 – 45 s	24 V AC or DC	DMN1.MB
8 Nm	30 – 45 s	24 V AC or DC	DMS1.MB
16 Nm	80-120 s	24 V AC or DC	DM1.MB
24 Nm	120-160 s	24 V AC or DC	DML1.MB

3. Technical details of actuators

	DMN1.MB	DMS1.MB	DM1.MB	DML1.MB
Torque	5 Nm	8 Nm	16 Nm	24 Nm
Air damper size	1 m ²	1,5 m ²	3 m ²	4,5 m ²
Power supply	24 V AC/DC +/- 10%	24 V AC/DC +/- 10%	24 V AC/DC +/- 10%	24 V AC/DC +/- 10%
Frequency	50 – 60 Hz	50 – 60 Hz	50 – 60 Hz	50 – 60 Hz
Power consumption	5 VA	5 VA	6 VA	7 VA
Control signal	0(2)...10 V DC or 0(4)...20 mA	0(2)...10 V DC or 0(4)...20 mA	0(2)...10 V DC or 0(4)...20 mA	0(2)...10 V DC or 0(4)...20 mA
Control Input resistance	100kΩ/voltage 510Ω/current	100kΩ/voltage 510Ω/current	100kΩ/voltage 510Ω/current	100kΩ/voltage 510Ω/current
Feedback signal	0...10 V DC max. 10 mA	0...10 V DC max. 10 mA	0...10 V DC max. 10 mA	0...10 V DC max. 10 mA
Load capacity of auxiliary contact	2 A in AC1	2 A in AC1	2 A in AC1	2 A in AC1
Angle of rotation	90°	90°	90°	90°
Angle of limiting	Yes	Yes	Yes	Yes
Shaft dimensions	Φ10-20 mm □ 10-16 mm	Φ10-20 mm □ 10-16 mm	Φ10-20 mm □ 10-16 mm	Φ10-20 mm □ 10-16 mm
Weight	1200-1500 g	1200-1500 g	1200-1500 g	1200-1500 g
Life cycle	60.000 cycles	60.000 cycles	60.000 cycles	60.000 cycles
IP Protection	IP 54	IP 54	IP 54	IP 54
Operating temperature	-20...50 °C	-20...50 °C	-20...50 °C	-20...50 °C
Storage temperature	-30...70 °C	-30...70 °C	-30...70 °C	-30...70 °C
Ambient humidity	5...95 % non- condensing	5...95 % non- condensing	5...95 % non- condensing	5...95 % non- condensing

Modulating control actuators DM-...1./MB series

4. Control methods 0-10V, 2-10V, 0-20mA, 4-20mA

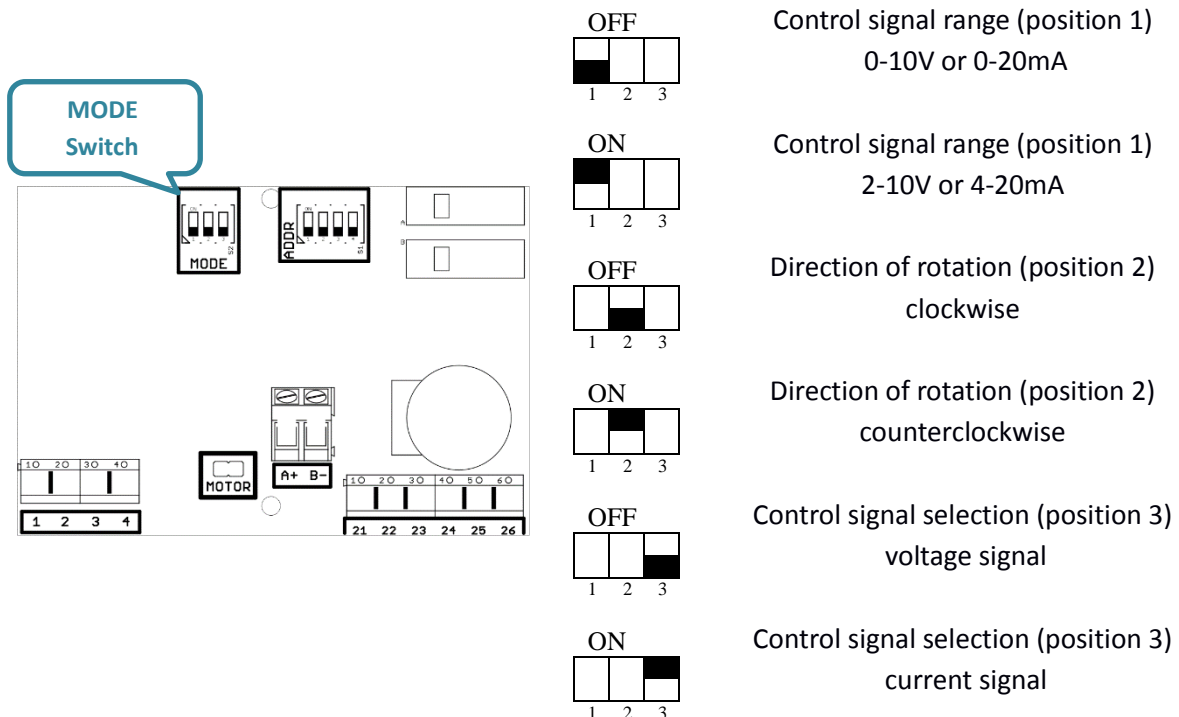


Terminal:

- 1 - Power supply 0 V potential for power supply and signal
- 2 - Power supply 24 V AC or DC
- 3 - Current / voltage modulation input (0-20 mA / 4-20 mA) / (0-10 V / 2-10 V)
- 4 - Voltage signal output (0-10V)

- 21 - switch 1 - CC
 - 22 - switch 1 - NC
 - 23 - switch 1 - NO
 - 24 - switch 2 - CC
 - 25 - switch 2 - NC
 - 26 - switch 2 - NO
- CC - common connection
NC - normally connected
NO - normally open

5. Operating mode - MODE



6. Digital communication BacNet MS-TP

Setting the address and the arrangement of terminals::

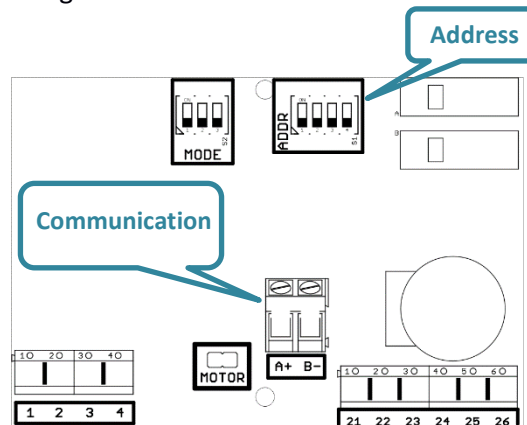
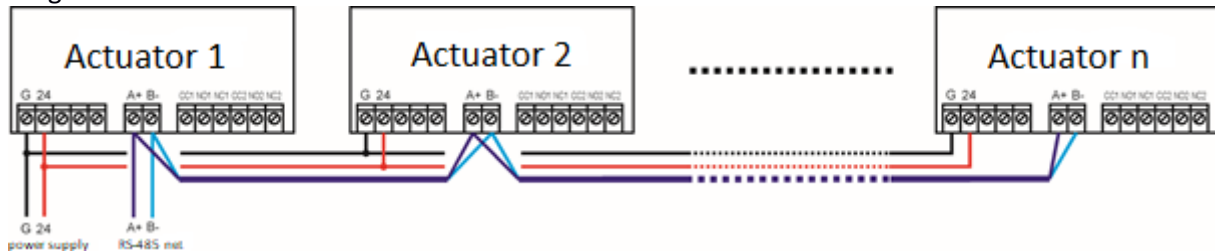


Diagram of actuators connection in the network:



BacNet Address	Default Name	Description	R/W
Analog Input Objects			
0	Analog_Input	The state of analog control input. Present_Value can be overwritten with a value between 0 and 10. If there is no overwriting within 60 seconds, Present_Value will return to the value from the physical analog input. The object exists only for modulated actuators (analog controlled).	R/W
Analog Output Objects			
0	Analog_Output	The state of the analog output feedback. The object is only for modulated actuators (analog controlled)	R
Analog Value Objects			
0	Position	Current position read from the potentiometer in range 0 - 100%.	R
Binary Value Objects			
0	Run	Information about the actuator's motor operation.	R
1	Ain_Range	Control range information (0-10V or 2-10V) read from jumpers	R
2	Reverse	Information about direction of rotation of the actuator read from jumpers	R
3	Blocked	Information if the actuator is in a locked state. He encountered	R

Modulating control actuators DM-...1./MB series

		resistance and stopped the motor. The resumption of operation will occur after 60 seconds or when the actuator is driven in the opposite direction.	
Multi-state Value Objects			
0	Bus mode	Selection of bus operation mode: Modbus RTU, BACnet MS/TP (default) It occurs in actuators where there is no way to change the mode of operation of the bus through jumpers.	R/W
1	Bus speed	Selecting the speed of the communication bus: 2.4 kbit, 4.8 kbit, 9.6 kbit (default), 14.4 kbit, 19.2 kbit, 28.8 kbit, 38.4 kbit, 57.6 kbit, 76.8 kbit, 115.2 kbit, 230.4 kbit, 250 kbit, 500 kbit	R/W

7. Watchdog

The device has been equipped with a Watchdog function. If there is no change in the control value within 60 seconds, the actuator switches to the closing mode.

8. Restoring default settings

To restore the default settings, turn the power off, set the DEC 15 address and turn the power on.

9. Dimensions

